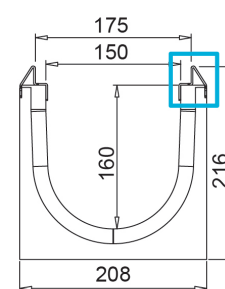
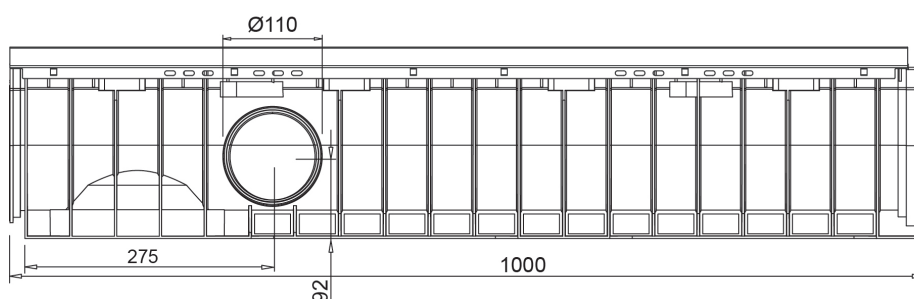
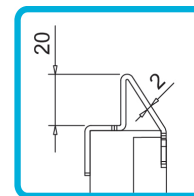
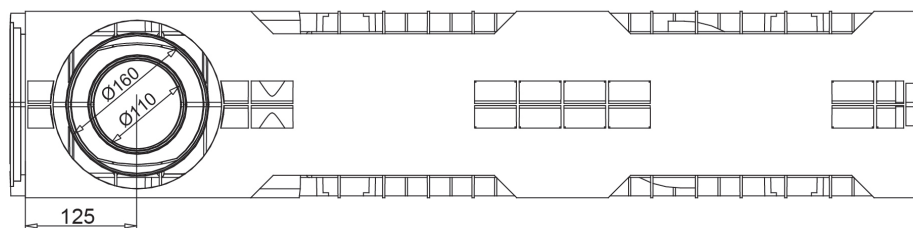




HD-PE Channel SLOPE 150/160



Watertight: to ensure the watertight of the channels, it is advisable to use a bituminous sealing adhesive. As a complete and long lasting guarantee of the absence of leakages through the joints of the channels, it is possible to heat-weld the joints.

Dimensions and features

N.B. Dimensions and weights are subjected to the normal tolerances of the manufacturing

Length (mm)	1000
External width (mm)	208
External high (mm)	216
Internal width (mm)	150
Internal height (mm)	160
Outlets	2x \varnothing 110 (lateral), 1x \varnothing 110/160 (bottom)
Material	HD-PE
Weight (Kg)	5.45
Drainage section (cm ²)	213.04
Capacity (dm ³ = litri)	21.30

Compatible Gratings

Slot 20 mm

Ductile Iron

Load class C250 - D400 - E600