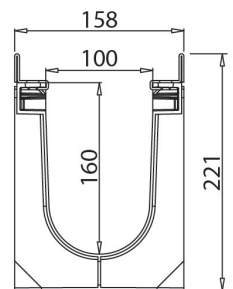
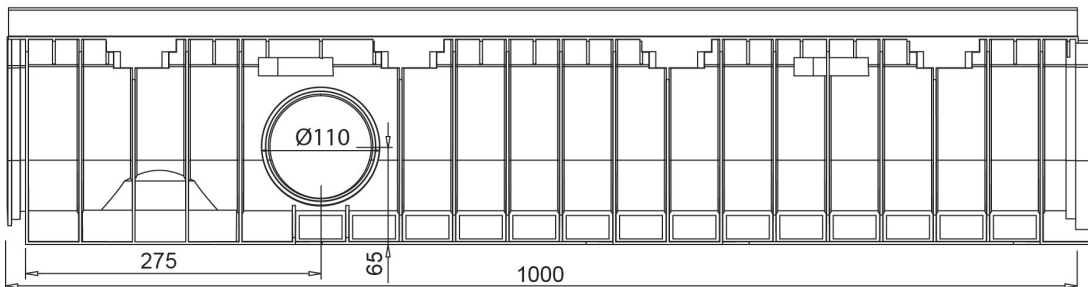
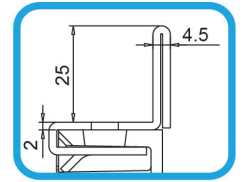
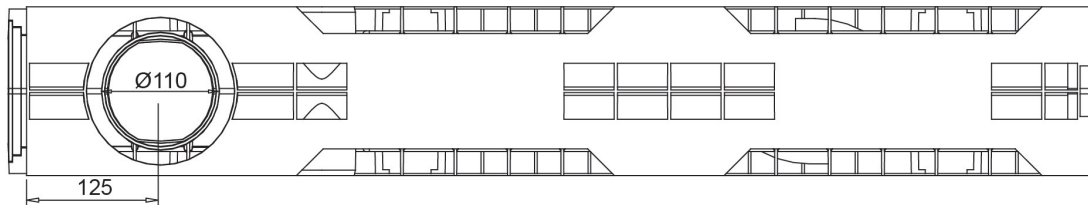




HD-PE Channel WING 100/160



Watertight: to ensure the watertight of the channels, it is advisable to use a bituminous sealing adhesive. As a complete and long lasting guarantee of the absence of leakages through the joints of the channels, it is possible to heat-weld the joints.

Dimensions and features

N.B. Dimensions and weights are subjected to the normal tolerances of the manufacturing

Length (mm)	1000
External width (mm)	158
External high (mm)	221
Internal width (mm)	100
Internal height (mm)	160
Outlets	2xØ110 (lateral), 1xØ110 (bottom)
Material	HD-PE
Weight (Kg)	4.90
Drainage section (cm ²)	145.28
Capacity (dm ³ = litri)	14.52

Compatible Gratings

Mesh 33x11	Galvanized Steel / Stainless Steel	Load class C250
Mesh 33x33	Galvanized Steel / Stainless Steel	Load class C250
Slot 20 mm	Ductile Iron	Load class C250 - D400 - E600 - F900
Mesh	Ductile Iron	Load class D400
Slot 6 mm	Ductile Iron	Load class E600
Solid top cover	Ductile Iron	Load class E600
Longitudinal slot "T"/"L"	Galvanized Steel / Stainless Steel	Variable

The products have to be installed according to MufleSystem's specification (available on our web site)