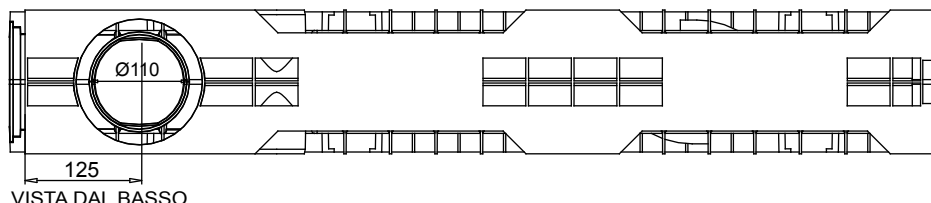


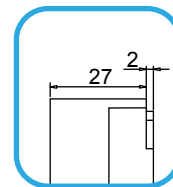
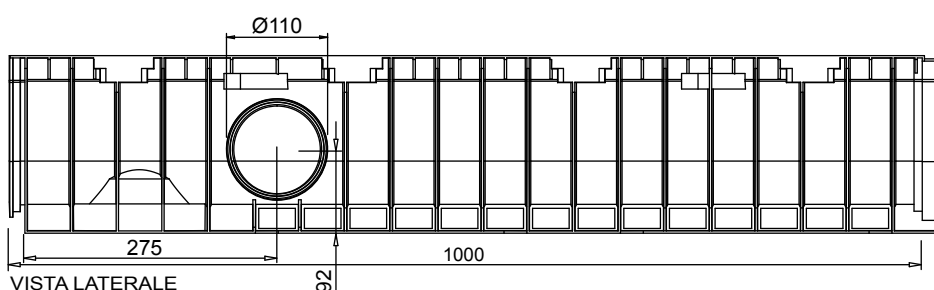
MUFLEDRAIN**EASY****MUFLE**
SISTEMI DI DRENAGGIO ACQUAIGQ P026
UNI EN 1433Codice prodotto
70000

rev. 00

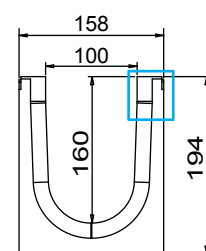
Canaletta in PE-HD EASY 100/160 NEW



VISTA DAL BASSO

PARTICOLARE
VISTA LATERALE

VISTA LATERALE



VISTA FRONTALE

Tenuta all'acqua: per assicurare la tenuta stagna delle canalette, si consiglia l'utilizzo di un adesivo sigillante bituminoso. A garanzia completa e duratura dell'assenza di perdite attraverso i giunti delle canalette, si può provvedere alla saldatura a caldo dei giunti stessi.

Scheda tecnica

Dimensioni e caratteristiche

NB: Le dimensioni ed i pesi sono soggetti alle normali tolleranze di fabbricazione

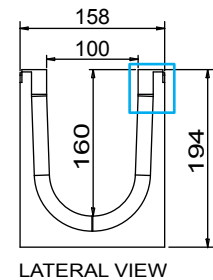
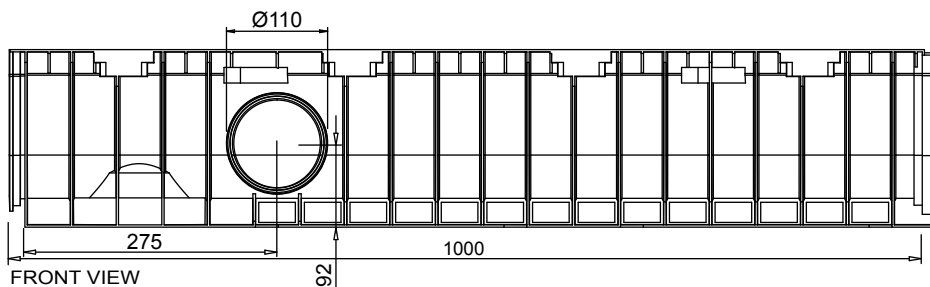
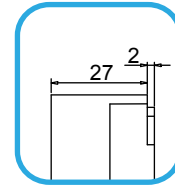
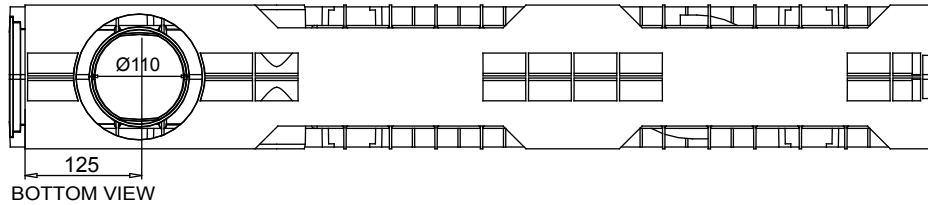
Lunghezza (mm)	1000
Larghezza esterna (mm)	158
Altezza esterna (mm)	194
Luce interna (mm)	100
Altezza interna (mm)	160
Scarichi	3 x Ø110
Materiale	PE-HD
Peso (Kg)	2.40
Sezione di drenaggio (cm ²)	145.28
Capacità (dm ³ = litri)	14.52

Griglie

Pioli	in acciaio zincato, inox	Classe A15
Maglia quadra 33x33	In acciaio zincato, inox	Classe B125
Maglia antitacco 33x11	In acciaio zincato, inox	Classe B125
Maglia	in ghisa sferoidale	Classe B125
Fessura 13 mm	in ghisa sferoidale	Classe C250
Fessura 6 mm	in ghisa sferoidale	Classe C250
Fessura longitudinale "L/T"	in acciaio zincato, inox	Classe A15

Il prodotto deve essere posto in opera secondo le specifiche della MufleSystem srl, le istruzioni sono disponibili sul nostro sito internet

Channel in PE-HD EASY 100/160 NEW



New.

1. The new mufledrain channels can also be joined together with the gratings/covers already installed on in order to reduce installation times.
2. The new mufledrain channels have new fixing-to-channels systems, as the inner side HD-PE pins and the unreleased quick fasten clips, for an easy and safe gratings installation.
3. The inner surface guarantees an high roughness index and do not have any external passing hole in order to avoid and water infiltration.

Watertight: To ensure the watertight of the channels, it is advisable to use an adhesive bituminous sealing. As a complete and long lasting guarantee of absence of leakages through the joints of the channels, it is possible to hot-solder the joints

Data Sheet

Dimensions and features

N.B. Dimensions and weights are subjected to the normal tolerances of the manufacturing

Length (mm)	1000
External width (mm)	158
External high (mm)	194
Internal width (mm)	100
Internal high (mm)	160
Outlets	3 x Ø110
Material	PE-HD
Weight (Kg)	2.40
Drainage section (cm ²)	145.28
Capacity (dm ³ = litres)	14.52

Gratings

Slotted	Galvanized, stainless steel	Class A15
Mesh 33x33	Galvanized, stainless steel	Class B125
Mesh 33x15	Galvanized, stainless steel	Class B125
Mesh	Ductile iron	Class B125
Slot 13 mm	Ductile iron	Class C250
Slot 6 mm	Ductile iron	Class C250
Longitudinal slot "T"	Galvanized, stainless steel	Class from A15 to C250

The products have to be installed according to MufleSystem's specifications (available on our web site)