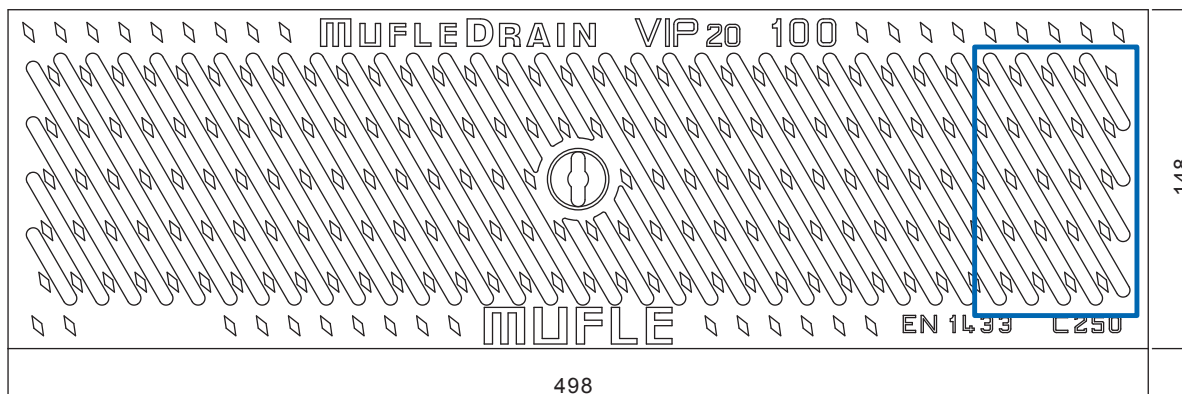


Griglia in ghisa sferoidale VIP₂₀ 100 fessura 6 mm Classe C250*



VISTA DALL'ALTO



VISTA
LATERALE

*Secondo la Norma EN 1433

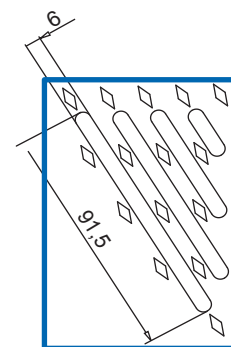
Il prodotto deve essere posto in opera secondo le specifiche della MufleSystem Srl, le istruzioni sono disponibili sul nostro sito internet

Scheda tecnica

Dimensioni e caratteristiche

NB: Le dimensioni ed i pesi sono soggetti alle normali tolleranze di fabbricazione

Lunghezza (mm)	498
Larghezza esterna (mm)	148
Altezza (mm)	20
Ingombro (mm)	20
Dimensioni fessure (mm)	91.5 x 6.0
Materiale	Ghisa sferoidale GJS 500/7 (EN 1563)
Peso (Kg)	4.00
Superficie di drenaggio (dm ²)	2.10
Sistema di fissaggio	Barretta
Finitura superficiale	Verniciatura epossidica
Resistenza (Norma UNI EN 1433)	Classe C250



Particolare
fessura

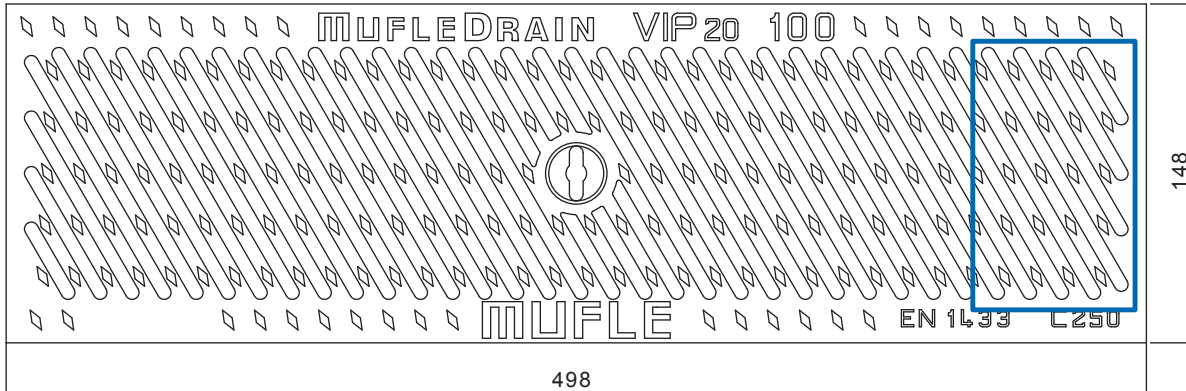
Applicazioni

Parcheggi
Parcheggi multipiano
Bordo strade
Centri storici

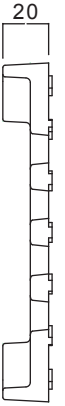
Valida per canaletta

Vip20 100/160	Smart 100/160
Vip20 100/100	Smart 100/100
	Smart 100/80
	Smart 100/55

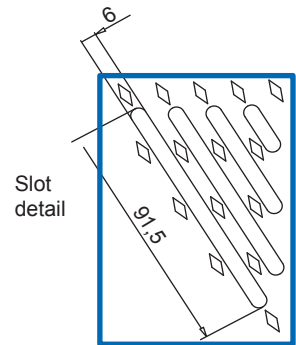
Ductile iron grating VIP20 100 Slot 6mm Class D400*



TOP VIEW



LATERAL VIEW



*In accordance with the norm EN 1433

The product have to be installed according to MufleSystem's specifications (available on our web site)

Data sheet

Dimension and features

NB: Dimension and weights are subjected to the normal tolerances of the manufacturing

Length (mm)	498
Total width (mm)	148
Total height (mm)	20
Depth (mm)	20
Slot height (F1xF2 mm)	91.5 x 6.0
Material	Ductile Iron GJS 500/7 (EN 1563)
Weight (kg)	4.00
Draining surface (dm ²)	2.10
Fixing system	Tie rod
Surface finishing	Epoxy paint
Resistance (Norm UNI EN 1433)	Class C250

Application

Parking areas, multilevel parking areas,
street side, old town centre

For channels

Vip20 100/160	Smart 100/160
Vip20 100/100	Smart 100/100
	Smart 100/80
	Smart 100/55