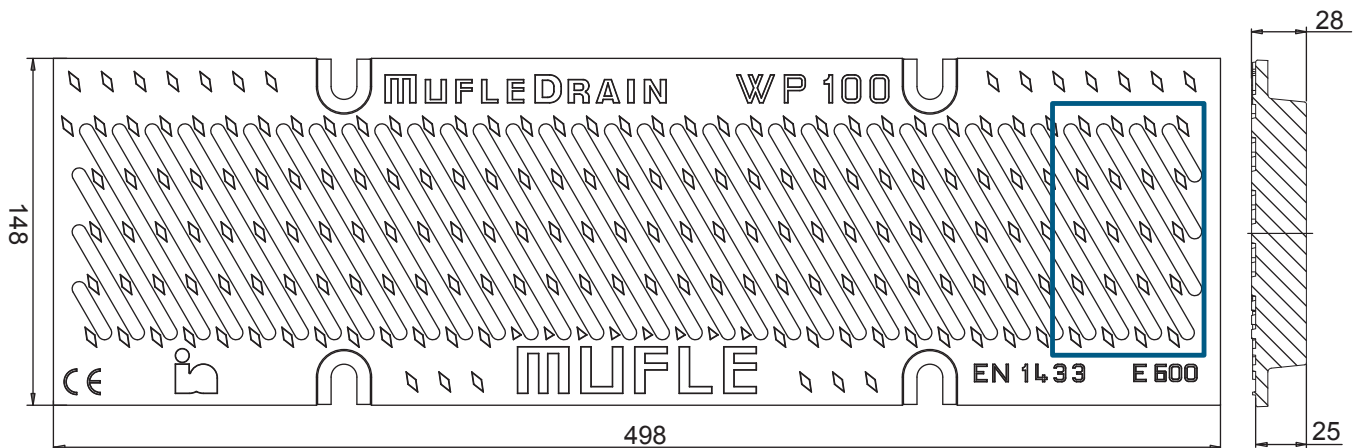


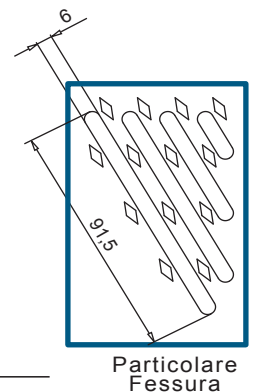
**MUFLEDRAIN****WING PLUS****MUFLE**  
SISTEMI DI DRENAGGIO ACQUACodice prodotto  
503418

## Griglia in ghisa sferoidale WING-PLUS 100 Classe E600\* "fessura 6mm"



\*Secondo la Norma EN 1433

Il prodotto deve essere posto in opera secondo le specifiche della MufleSystem Srl, le istruzioni sono disponibili sul nostro sito internet



## Scheda tecnica

### Dimensioni e caratteristiche

NB: Le dimensioni ed i pesi sono soggetti alle normali tolleranze di fabbricazione

Lunghezza (mm)	498
Larghezza (mm)	148
Altezza (mm)	25
Ingombro (mm)	34
Dimensione aperture (mm)	105.5 x 6
Materiale	GJS 500/7 (secondo UNI EN 1563)
Peso (Kg)	5.40
Superficie di drenaggio (dm <sup>2</sup> )	2,13
Sistema di fissaggio	Vite
Finitura superficiale	Verniciatura epossidica
Resistenza (Norma UNI EN 1433)	Classe E600

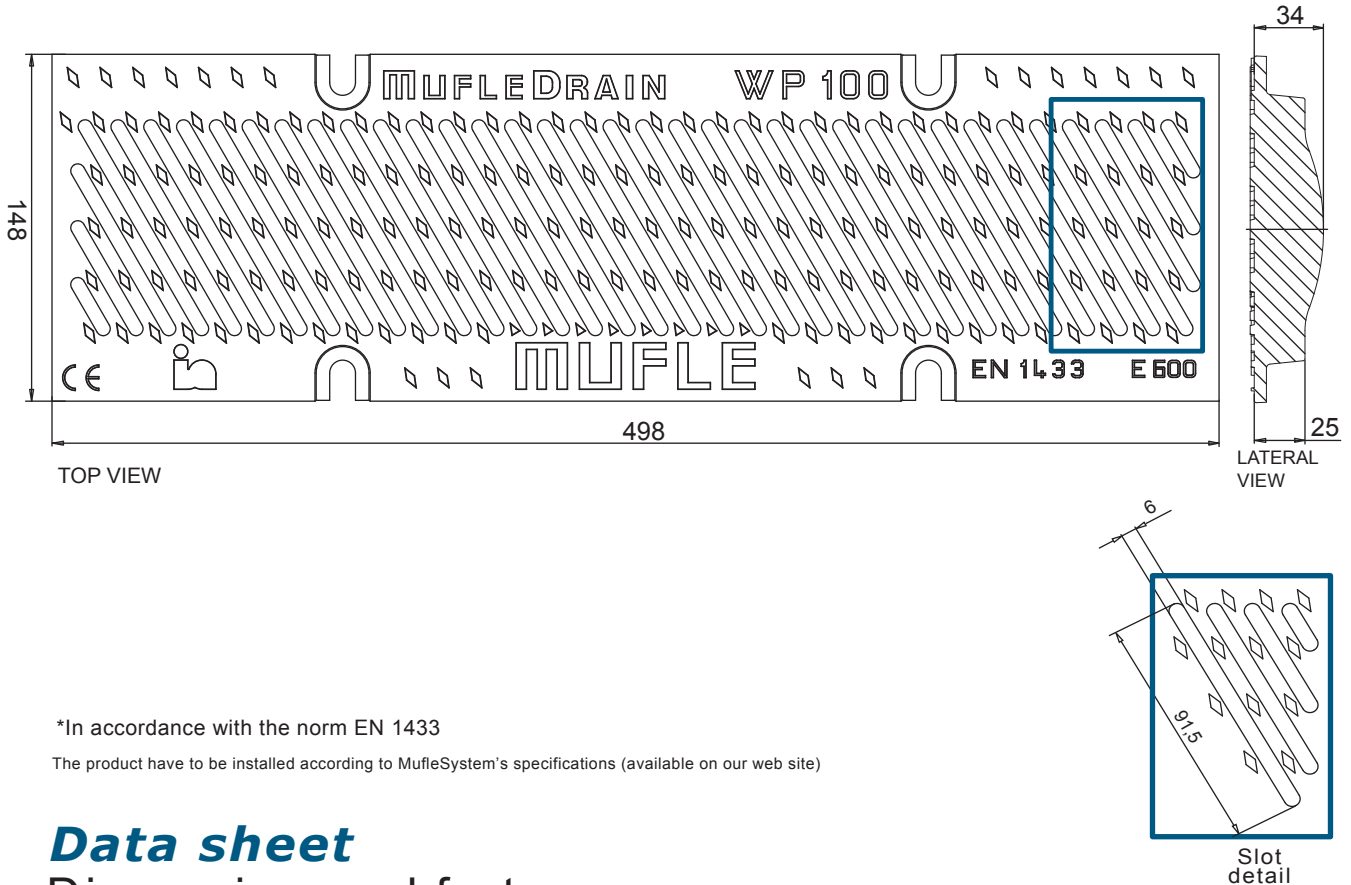
### Applicazioni

Aree industriali  
Zone scarico merci  
Passaggio carrelli elevatori

### Valida per canaletta

Wing 100/160	Plus 100/160
Wing 100/100	Plus 100/100
Wing 100/80	Plus 100/80
Wing 100/55	Plus 100/55

## Ductile iron grating WING-PLUS 100 Slot 6mm Class E600\*



\*In accordance with the norm EN 1433

The product have to be installed according to MufleSystem's specifications (available on our web site)

## Data sheet

### Dimension and features

NB: Dimension and weights are subjected to the normal tolerances of the manufacturing

Length (mm)	498
Total width (mm)	148
Total height (mm)	25
Depth (mm)	34
Slot height (F1xF2 mm)	105.5 x 6
Material	Ductile Iron GJS 500/7 (EN 1563)
Weight (kg)	4.90
Draining surface (dm <sup>2</sup> )	2.13
Fixing system	Screw
Surface finishing	Epoxy paint
Resistance (Norm UNI EN 1433)	Class E600

## Application

Areas subjected to high loads such ports, industrial areas and areas where goods are unloaded

## For channels

Wing 100/160	Plus 100/160
Wing 100/100	Plus 100/100
Wing 100/80	Plus 100/80
Wing 100/55	Plus 100/55