

**MUFLEDRAIN****SMART****MUFLE**  
SISTEMI DI DRENAGGIO ACQUAIGQ P026  
UNI EN 1433

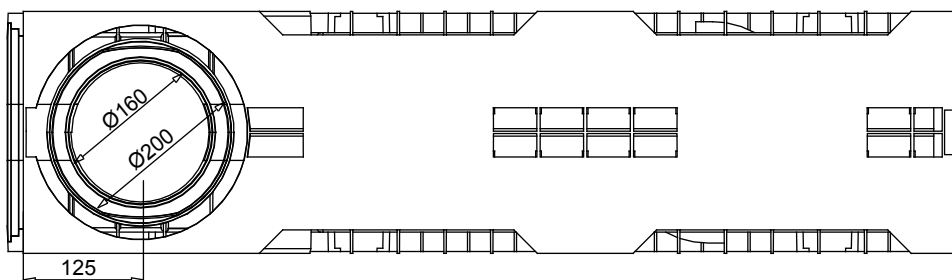
Codice prodotto

701007

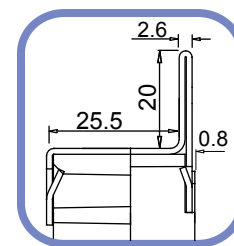
Inox 701015

rev. 00

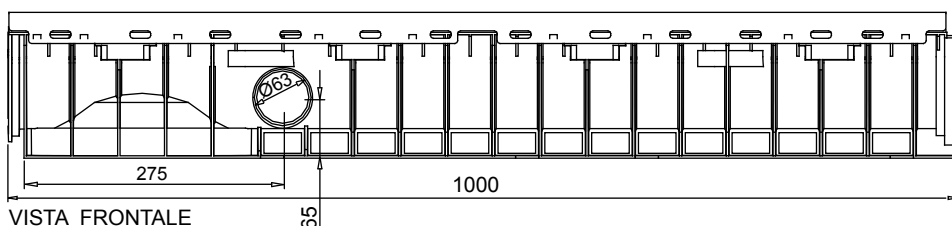
## Canaletta in PE-HD SMART 200/100



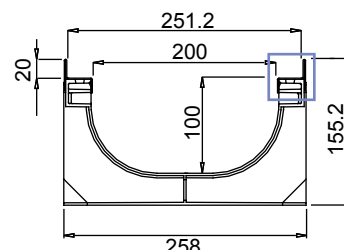
VISTA DAL BASSO



PART. VISTA LATERALE



VISTA FRONTALE



VISTA LATERALE

Tenuta all'acqua: per assicurare la tenuta stagna delle canalette, si consiglia l'utilizzo di un adesivo sigillante bituminoso. A garanzia completa e duratura dell'assenza di perdite attraverso i giunti delle canalette, si può provvedere alla saldatura a caldo dei giunti stessi.

## Scheda tecnica

### Dimensioni e caratteristiche

NB: Le dimensioni ed i pesi sono soggetti alle normali tolleranze di fabbricazione

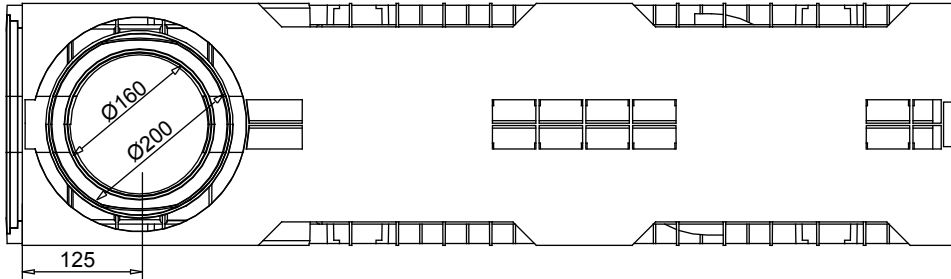
Lunghezza (mm)	1000
Larghezza esterna (mm)	258
Altezza esterna (mm)	155
Larghezza interna (mm)	200
Altezza interna (mm)	100
Scarichi	2 x Ø 63, 1 x Ø 160 e 1 x Ø 200
Materiale canaletta	PE-HD
Materiale telaio	Acciaio zincato (o inox) (spessore 1.2mm)
Peso (Kg)	4.35
Sezione di drenaggio (cmq)	178.73
Capacità (dm³=litri)	17.87

### Griglie

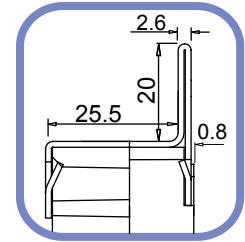
Maglia quadra 33x33	In acciaio zincato, inox	Classe B125-C250
Maglia antitacco 33x15	In acciaio zincato, inox	Classe B125-C250
Maglia	in ghisa sferoidale	Classe B125
Fessura 20 mm	in ghisa sferoidale	Classe C250-D400
Fessura 7 mm	in ghisa sferoidale	Classe C250

Il prodotto deve essere posto in opera secondo le specifiche della MufleSystem srl, le istruzioni sono disponibili sul nostro sito internet.

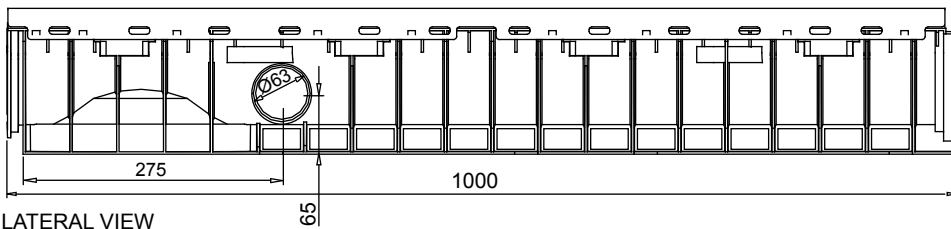
## Channel in HD-PE SMART 200/100 NEW



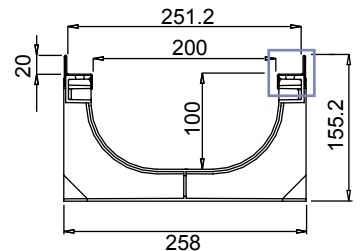
BOTTOM VIEW



DETAIL FRONT VIEW



LATERAL VIEW



FRONT VIEW

### New.

1. The new mufledrain channels can also be joined together with the gratings/covers already installed on in order to reduce installation times.
2. The new mufledrain channels have new fixing-to-channels systems, as the inner side HD-PE pins and the unreleased quick fastener clips, for an easy and safe gratings installation.
3. The inner surface guarantees an high roughness index and do not have any external passing hole in order to avoid and water infiltration.

**Watertight:** To ensure the watertight of the channels, it is advisable to use an adhesive bituminous sealing. As a complete and long lasting guarantee of absence of leakages through the joints of the channels, it is possible to hot-solder the joints

## Data Sheet

### Dimensions and features

N.B. Dimensions and weights are subjected to the normal tolerances of the manufacturing

Length (mm)	1000
External width (mm)	258
External high (mm)	155
Internal width (mm)	200
Internal high (mm)	100
Outlets	2 x Ø63 - 1 x Ø160 - 1 x Ø200
Material	HD-PE
Material Edge	Galvanized or stainless steel (thickness 1.2 mm)
Weight (Kg)	4.35
Drainage section (cm <sup>2</sup> )	178.73
Capacity (dm <sup>3</sup> = litres)	17.87

### Gratings

Mesh 33x33	galvanized, stainless steel	Class B125-C250
Mesh 33x15	galvanized, stainless steel	Class B125-C250
Mesh	ductile iron	Class B125
Slot 20mm	ductile iron	Class C250-D400
Slot 7mm	ductile iron	Class C250

The products have to be installed according to MufleSystem's specifications (available on our web site)