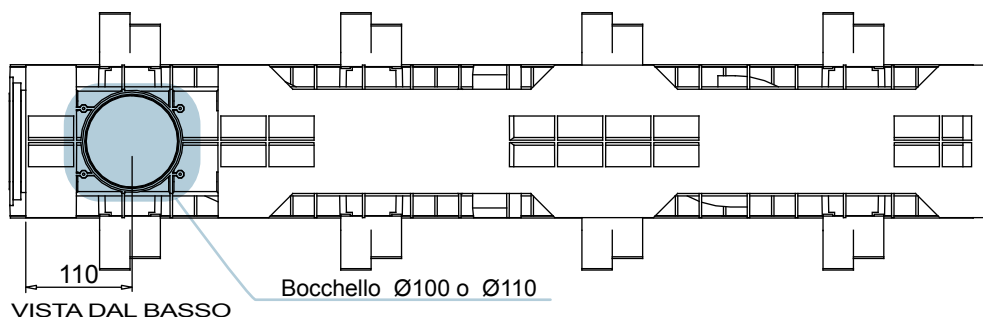


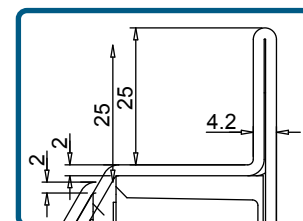
MUFLEDRAIN**PLUS****MUFLE**
SISTEMI DI DRENAGGIO ACQUAIGQ P026
UNI EN 1433Codice prodotto
704002
704010 (inox)

rev. 00

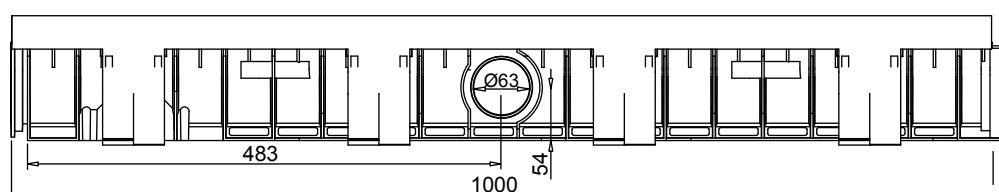
Canaletta in PE-HD PLUS 100/80 con telaio in acciaio zincato (o inox)



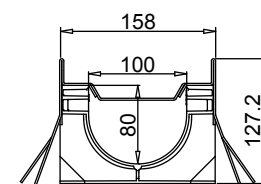
VISTA DAL BASSO



PART. SEZIONE



VISTA LATERALE



SEZIONE

Tenuta all'acqua: per assicurare la tenuta stagna delle canalette, si consiglia l'utilizzo di un adesivo sigillante bituminoso. A garanzia completa e duratura dell'assenza di perdite attraverso i giunti delle canalette, si può provvedere alla saldatura a caldo dei giunti stessi.

Scheda tecnica

Dimensioni e caratteristiche

NB: Le dimensioni ed i pesi sono soggetti alle normali tolleranze di fabbricazione

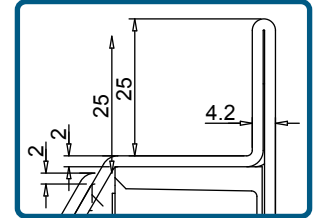
Lunghezza (mm)	1000
Larghezza esterna (mm)	158
Altezza esterna (mm)	127
Luce interna (mm)	100
Altezza interna (mm)	80
Scarichi	1 x Ø100*/Ø110* e 2 x Ø63
Materiale canaletta	PE-HD
Materiale telaio	Acciaio zincato (inox) (spessore 2mm)
Peso (Kg)	5.35
Sezione di drenaggio (cm2)	69.28
Capacità (dm³= litri)	6.92

*Per ottenere lo scarico occorre utilizzare il Kit Bocchello con uscita (disponibile nelle due versioni da Ø100 o Ø110).

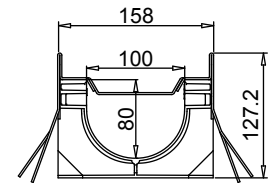
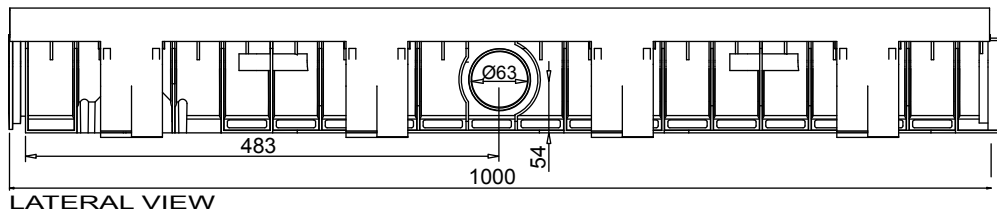
Griglie

Maglia quadra 30x30	in acciaio zincato, inox	Classe C250
Maglia antitacco 30x10	in acciaio zincato, inox	Classe C250
Fessura 20 mm	in ghisa sferoidale	Classe C250-D400-E600-F900
Maglia quadra	in ghisa sferoidale	Classe D400
Fessura 6 mm	in ghisa sferoidale	Classe E600
Copertura cieca	in acciaio zincato	Classe C250
Copertura cieca	in ghisa sferoidale	Classe E600

Channel in HD-PE PLUS 100/80 NEW with galvanized or stainless steel edge



DETAIL SECTION



New.

1. The new mufledrain channels can also be joined together with the gratings/covers already installed on in order to reduce installation times.
2. The new mufledrain channels have new fixing-to-channels systems, as the inner side HD-PE pins and the unreleased quick fastener clips, for an easy and safe gratings installation.
3. The inner surface guarantees an high roughness index and do not have any external passing hole in order to avoid and water infiltration.

Watertight: To ensure the watertight of the channels, it is advisable to use an adhesive bituminous sealing. As a complete and long lasting guarantee of absence of leakages through the joints of the channels, it is possible to hot-solder the joints

Data Sheet

Dimensions and features

N.B. Dimensions and weights are subjected to the normal tolerances of the manufacturing

Length (mm)	1000
External width (mm)	158
External high (mm)	127
Internal width (mm)	100
Internal high (mm)	80
Outlets	1 x Ø100*/Ø110* - 2 x Ø63
Material	HD-PE
Edge Material	Galvanized or stainless steel (thickness 2mm)
Weight (Kg)	5.35
Drainage section (cm ²)	69.28
Capacity (dm ³ = litres)	6.92

*For drainage purposes use the drain gate with outlet kit (available in two versions Ø100 and Ø110).

Gratings

Mesh 30x30	galvanized, stainless steel	Class C250
Mesh 30x10	galvanized, stainless steel	Class C250
Slot 20 mm	ductile iron	Class C250-D400-E600-F900
Mesh quadra	ductile iron	Class D400
Fessura 6 mm	ductile iron	Class E600
Closed cover	galvanized, stainless steel	Class C250
Closed cover	ductile iron	Class E600

The products have to be installed according to MufleSystem's specifications (available on our web site)