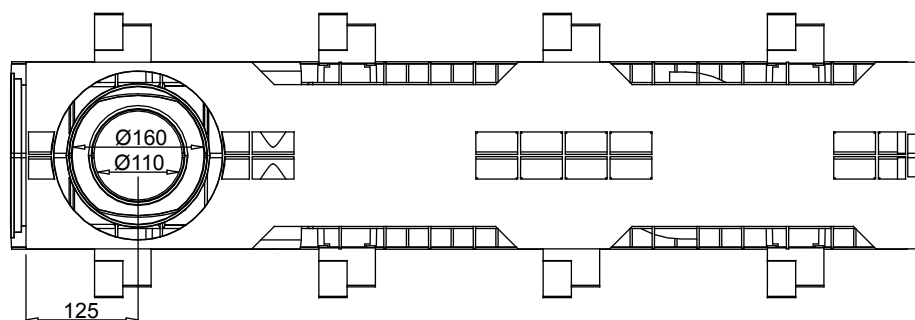
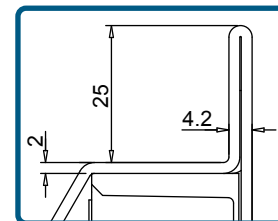


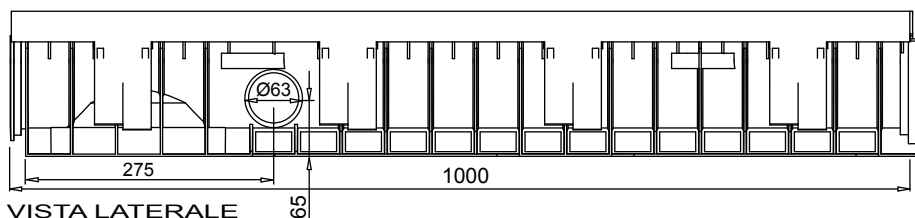
Canaletta in PE-HD PLUS 150/100 con telaio in acciaio zincato (o inox)



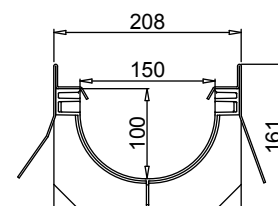
VISTA DAL BASSO



PART. SEZIONE



VISTA LATERALE



SEZIONE

Tenuta all'acqua: per assicurare la tenuta stagna delle canalette, si consiglia l'utilizzo di un adesivo sigillante bituminoso. A garanzia completa e duratura dell'assenza di perdite attraverso i giunti delle canalette, si può provvedere alla saldatura a caldo dei giunti stessi.

Scheda tecnica

Dimensioni e caratteristiche

NB: Le dimensioni ed i pesi sono soggetti alle normali tolleranze di fabbricazione

Lunghezza (mm)	1000
Larghezza esterna (mm)	208
Altezza esterna (mm)	161
Luce interna (mm)	150
Altezza interna (mm)	100
Scarichi	1 x Ø110 e 1 x Ø160 e 2 x Ø63
Materiale canaletta	PE-HD
Materiale telaio	Acciaio zincato (inox) spessore 2mm
Peso (Kg)	6.44
Sezione di drenaggio (cm2)	127.32
Capacità (dm ³ = litri)	12.73

Griglie

Maglia guarda 30x30	in acciaio zincato, inox	Classe C250
Maglia antitacco 30x10	in acciaio zincato, inox	Classe C250
Fessura 20 mm	in ghisa sferoidale	Classe C250-D400-E600-F900
Maglia quadra	in ghisa sferoidale	Classe D400
Copertura cieca	in acciaio zincato	Classe C250
Copertura cieca	in ghisa sferoidale	Classe E600
Air System*	in ghisa sferoidale	Classe E600

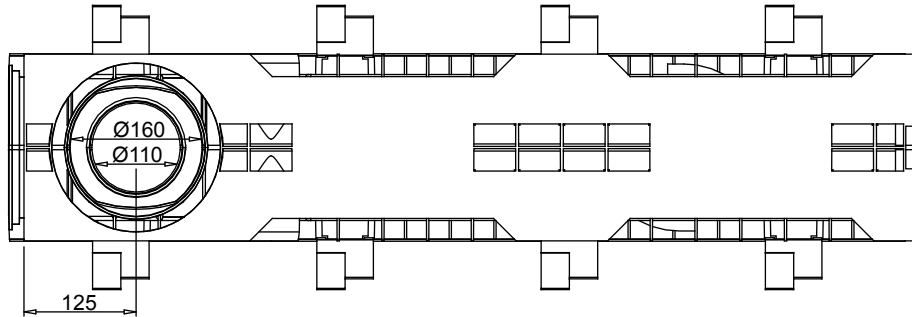
Il prodotto deve essere posto in opera secondo le specifiche della MufleSystem srl, le istruzioni sono disponibili sul nostro sito internet.

Channel in HD-PE PLUS 150/100 NEW with galvanized or stainless steel edge

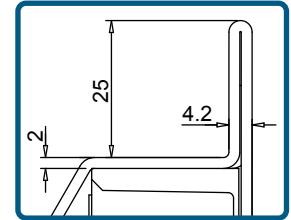


Code
Galvanized 704005
Stainless Steel 704013

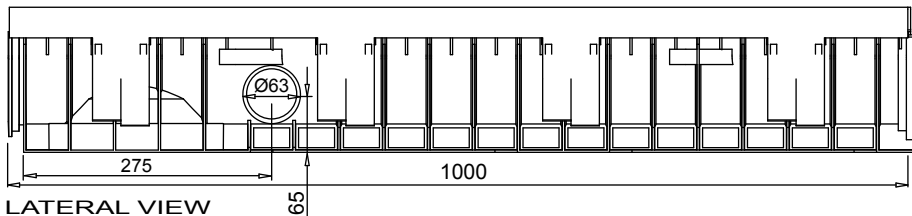
rev. 00



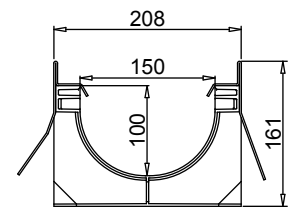
BOTTOM VIEW



DETAIL SECTION



LATERAL VIEW



SECTION

New.

1. The new mufledrain channels can also be joined together with the gratings/covers already installed on in order to reduce installation times.
2. The new mufledrain channels have new fixing-to-channels systems, as the inner side HD-PE pins and the unreleased quick fastener clips, for an easy and safe gratings installation.
3. The inner surface guarantees an high roughness index and do not have any external passing hole in order to avoid and water infiltration.

Watertight: To ensure the watertight of the channels, it is advisable to use an adhesive bituminous sealing. As a complete and long lasting guarantee of absence of leakages through the joints of the channels, it is possible to hot-solder the joints

Data Sheet

Dimensions and features

N.B. Dimensions and weights are subjected to the normal tolerances of the manufacturing

Length (mm)	1000
External width (mm)	208
External high (mm)	161
Internal width (mm)	150
Internal high (mm)	100
Outlets	1 x Ø110 - 1 x Ø160 - 2 x Ø63
Material	HD-PE
Weight (Kg)	Galvanized or stainless steel (thickness 2mm)
Drainage section (cm ²)	6.44
Capacity (dm ³ = litres)	127.32
	12.73

Gratings

Mesh 30x30	galvanized, stainless steel	Class C250
Mesh 30x10	galvanized, stainless steel	Class C250
Slot 20 mm	ductile iron	Class C250-D400-E600-F900
Mesh	ductile iron	Class D400
Closed cover	galvanized, stainless steel	Class C250
Closed cover	ductile iron	Class E600
Air System*	ductile iron	Class E600

*Cover for Composting

The products have to be installed according to Muflesystem's specifications (available on our web site)