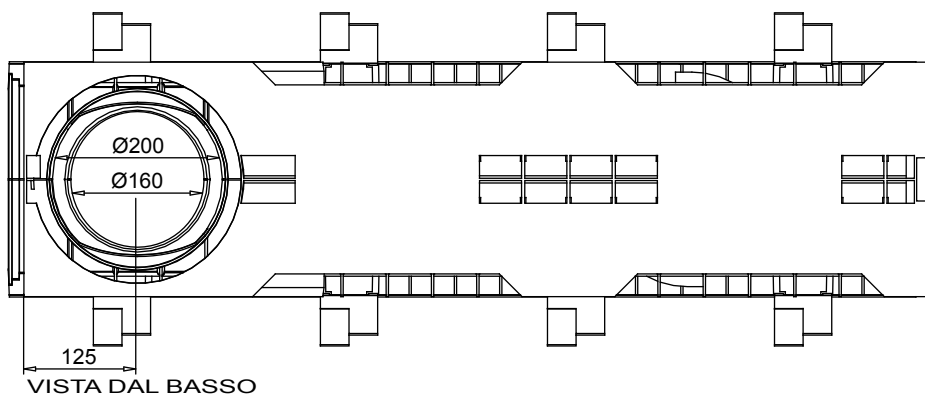


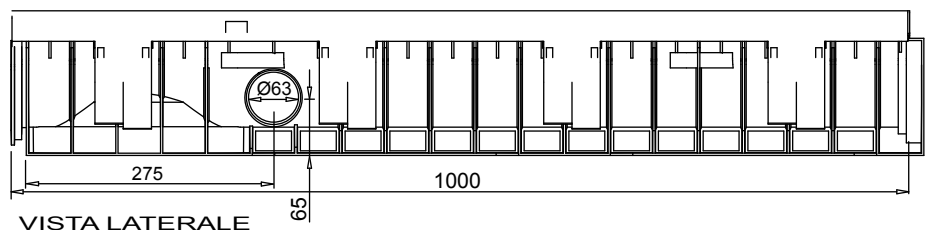
MUFLEDRAIN**PLUS****MUFLE**
SISTEMI DI DRENAGGIO ACQUAIGQ P026
UNI EN 1433Codice prodotto
704007 Zincato
704015 inox

rev. 00

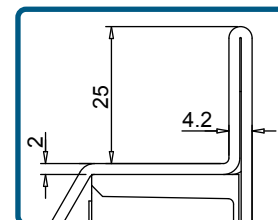
Canaletta in PE-HD PLUS 200/100 con telaio in acciaio zincato (o inox)



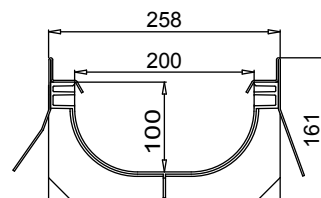
VISTA DAL BASSO



VISTA LATERALE



PART. SEZIONE



SEZIONE

Tenuta all'acqua: per assicurare la tenuta stagna delle canalette, si consiglia l'utilizzo di un adesivo sigillante bituminoso. A garanzia completa e duratura dell'assenza di perdite attraverso i giunti delle canalette, si può provvedere alla saldatura a caldo dei giunti stessi.

Scheda tecnica

Dimensioni e caratteristiche

NB: Le dimensioni ed i pesi sono soggetti alle normali tolleranze di fabbricazione

| | |
|---|---------------------------------------|
| Lunghezza (mm) | 1000 |
| Larghezza esterna (mm) | 258 |
| Altezza esterna (mm) | 161 |
| Luce interna (mm) | 200 |
| Altezza interna (mm) | 100 |
| Scarichi | 1 x Ø160 e 1 x Ø200 e 2 x Ø63 |
| Materiale canaletta | PE-HD |
| Materiale telaio | Acciaio zincato (inox) (spessore 2mm) |
| Peso (Kg) | 6.50 |
| Sezione di drenaggio (cm ²) | 178.73 |
| Capacità (dm ³ = litri) | 17.87 |

Griglie

| | | |
|------------------------|--------------------------|----------------------------|
| Maglia quadra 30x30 | in acciaio zincato, inox | Classe C250 |
| Maglia antitacco 30x10 | in acciaio zincato, inox | Classe C250 |
| Fessura 20 mm | in ghisa sferoidale | Classe C250-D400-E600-F900 |
| Maglia quadra | in ghisa sferoidale | Classe D400 |
| Copertura cieca | in acciaio zincato | Classe C250 |
| Copertura cieca | in ghisa sferoidale | Classe E600 |
| "Asfalto Drenante" | in ghisa sferoidale | Classe D400 |

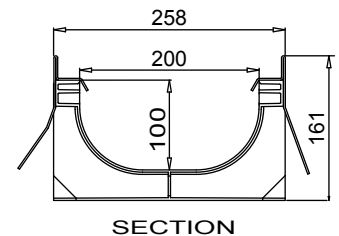
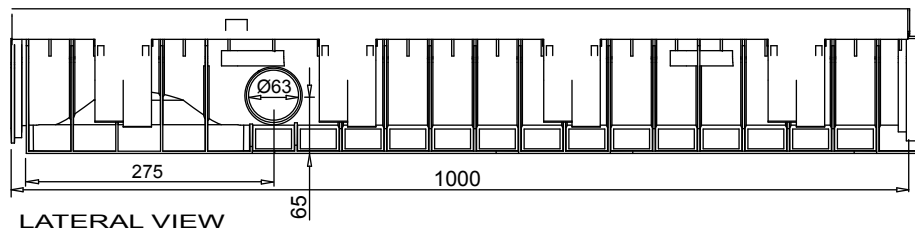
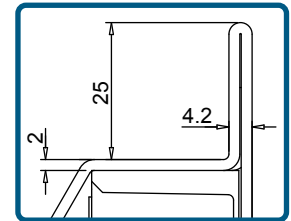
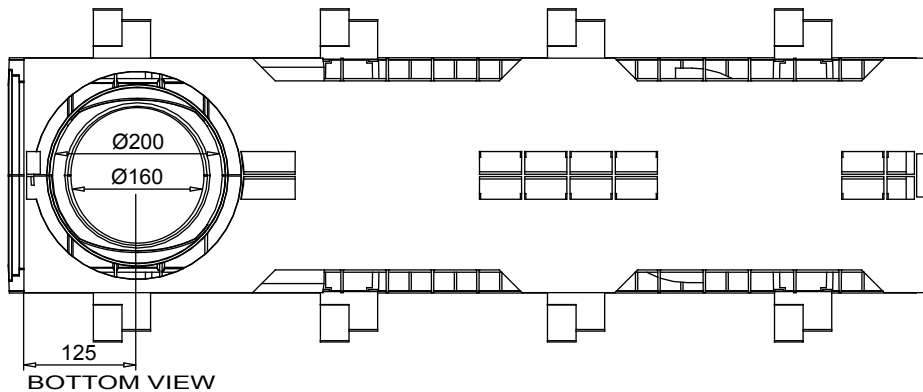
Il prodotto deve essere posto in opera secondo le specifiche della MufleSystem srl, le istruzioni sono disponibili sul nostro sito internet.

Channel HD-PE PLUS 200/100 NEW with galvanized or stainless steel edge



| | |
|-----------------|--------|
| Code | 704007 |
| Galvanized | 704015 |
| Stainless Steel | 704015 |

rev. 00



New.

1. The new mufledrain channels can also be joined together with the gratings/covers already installed on in order to reduce installation times.
2. The new mufledrain channels have new fixing-to-channels systems, as the inner side HD-PE pins and the unreleased quick fasten clips, for an easy and safe gratings installation.
3. The inner surface guarantees an high roughness index and do not have any external passing hole in order to avoid and water infiltration.

Watertight: To ensure the watertight of the channels, it is advisable to use an adhesive bituminous sealing. As a complete and long lasting guarantee of absence of leakages through the joints of the channels, it is possible to hot-solder the joints

Data Sheet

Dimensions and features

N.B. Dimensions and weights are subjected to the normal tolerances of the manufacturing

| | |
|-------------------------------------|---|
| Length (mm) | 1000 |
| External width (mm) | 258 |
| External high (mm) | 161 |
| Internal width (mm) | 200 |
| Internal high (mm) | 100 |
| Outlets | 1 x Ø160 - 1 x Ø200 - 2 x Ø63 |
| Material | HD-PE |
| Weight (Kg) | Galvanized or stainless steel (thickness 2mm) |
| Drainage section (cm ²) | 6.50 |
| Capacity (dm ³ = litres) | 178.73 |
| | 17.87 |

Gratings

| | | |
|---------------------------|-----------------------------|---------------------------|
| Mesh 30x30 | galvanized, stainless steel | Class C250 |
| Mesh 30x10 | galvanized, stainless steel | Class C250 |
| Slot 20 mm | ductile iron | Class C250-D400-E600-F900 |
| Mesh | ductile iron | Class D400 |
| Closed cover | galvanized, stainless steel | Class C250 |
| Closed cover | ductile iron | Class E600 |
| "Porous Asphalt Pavement" | ductile iron | Class D400 |

The products have to be installed according to Muflesystem's specifications (available on our web site)